

Easily test temperature differences

A wide range of sensors available

- 2 K-type thermocouple inputs
- Robust: protective shock-proof sheath

Measurement range	-50 °C to +1300 °C
Resolution	a choice of 0.1° or 1°
Accuracy	± (0.3 % of the reading + 1 °C)

- ✓ Differential temperature measurements ΔT
- ✓ Choice of measurement unit: °C / °F
- ✓ Hold and Maximum functions
- ✓ Backlit 2000-ct display

Operating conditions:

- Temperature: 0 to 50 °C
- Humidity: < 80 % RH

Storing conditions:

- Temperature: -20 °C to +60 °C
- Humidity: < 80 % RH

Power supply: 1 x 9 V battery

Dimensions: 173 x 60.5 x 38 mm

Mass: 185 g



Supplied with 2 flexible K-type thermocouple sensors (-40 °C to +200 °C)



PHYSICS

C.A 863

K-type
Thermocouple
Thermometer


Contact
Thermometry



Food Service Industry



HVAC systems



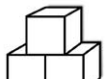
Production



Industrial Refrigeration



Electrical, Mechanical Maintenance



Storage



Logistics



Museums, Libraries, Archives



Distribution

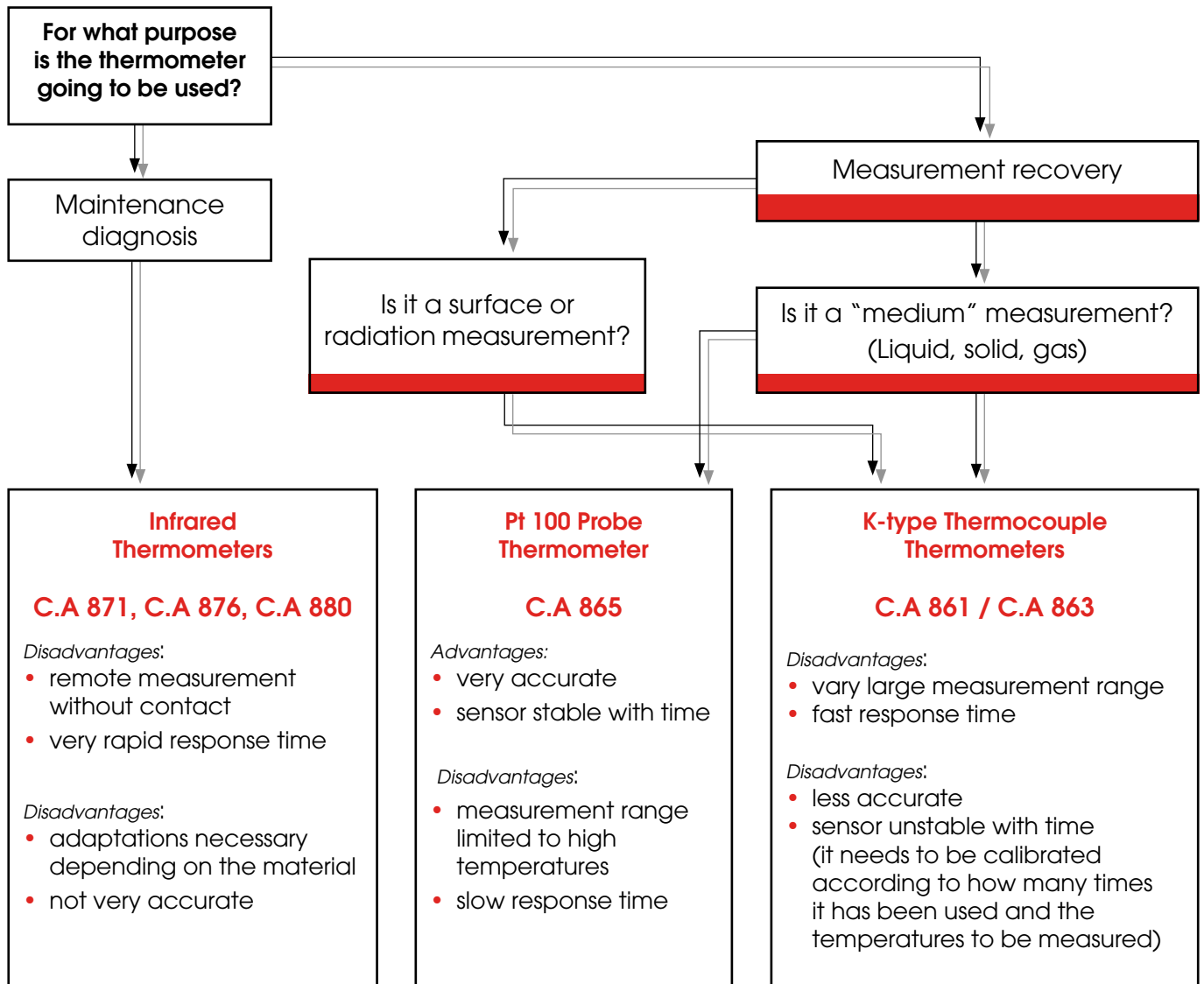
To order

C.A 863 K-type Thermocouple Thermometer

P01.6502.01Z

How to choose a thermometer?

In order to determine which measurement instruments are best adapted to your needs, ask yourself the following questions:



Some advice for making good measurements:

- ➔ **Measurements with a penetrating sensor:** the end of the sensor needs to penetrate into a medium that is at least 10 times its diameter.
- ➔ **Air temperature measurements:** do not place hand on the active part of the sensor to avoid heating or cooling it. It is not a problem if the air or gas is in movement. However, if the air is, as we say, "immobile" (ex: ambient temperature) shake the sensor for 10 to 20 seconds before making the measurement.
- ➔ **Surface temperature measurements:** it is preferable to use infrared technology thermometers for making measurements on insulating material surfaces (low thermal conductivity) such as plastic, wood, ceramic, cement, paper, etc. The surface of the material should be in good condition.